



Al Manhal Mobile Application Synchronization Services



Introduction:

Library users can now synchronize the books available on the Al Manhal library platform with our **iOS & Android** application by saving the content on their personal 'Bookshelf' on the platform.

This will allow subscribed library users to access all their favorite ebooks via the platform as well as on their smart phones & tablets, offline and anywhere with no limits.



Please note:

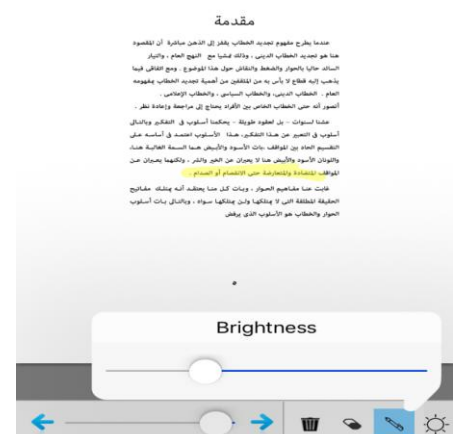
- The service available for the Books only.

Why use this service?

- No limits to the number of books you can save on your bookshelf and read from your device
- Users can download and read their saved, synchronized books offline – no internet connection required to read
- Highlighting & annotation
- Control of screen-brightness for comfortable reading
- Bookmark pages to go back to them whenever you need
- Research anytime & anywhere

Book full-text viewer with tools

Every title in the library will be available as full-text and readable via our PDF Viewer. Special features will also be implemented as per the below mockup, such as text highlighting, bookmarking, Table of Content links, and fast page scrolling.



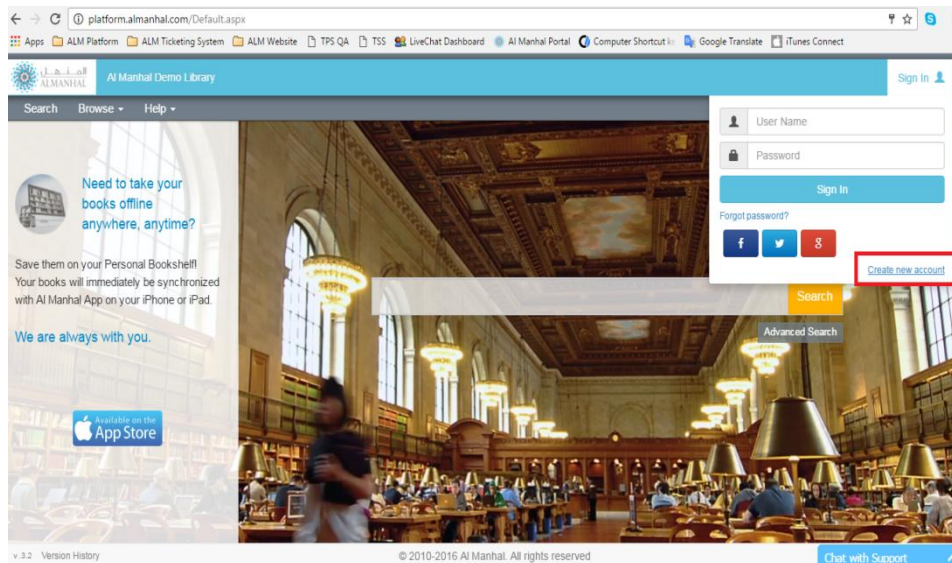
'eBooks library' App aims to provide the following main features:

- Browse/Search library free books categorized by Subjects.
- Browse/Search library free books categorized by Publishers.
- Show eBook details including basic metadata.
- Personalized Bookshelves (folders).
- eBook full-text viewer powered by the following tools:
 - Highlight text
 - Bookmark a page
 - Table of contents (links)
 - Pages Slider (to move quickly to a specific page)
 - Brightness control.

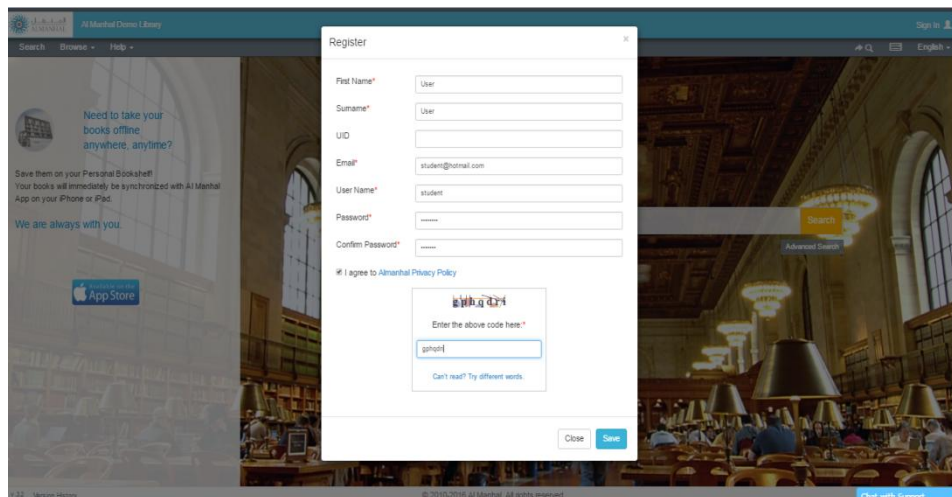
How to do it:

1- Create your account:

- Go to <http://platform.almanhal.com/Default.aspx> from your university internet connection/campus.
- Click on create new account:



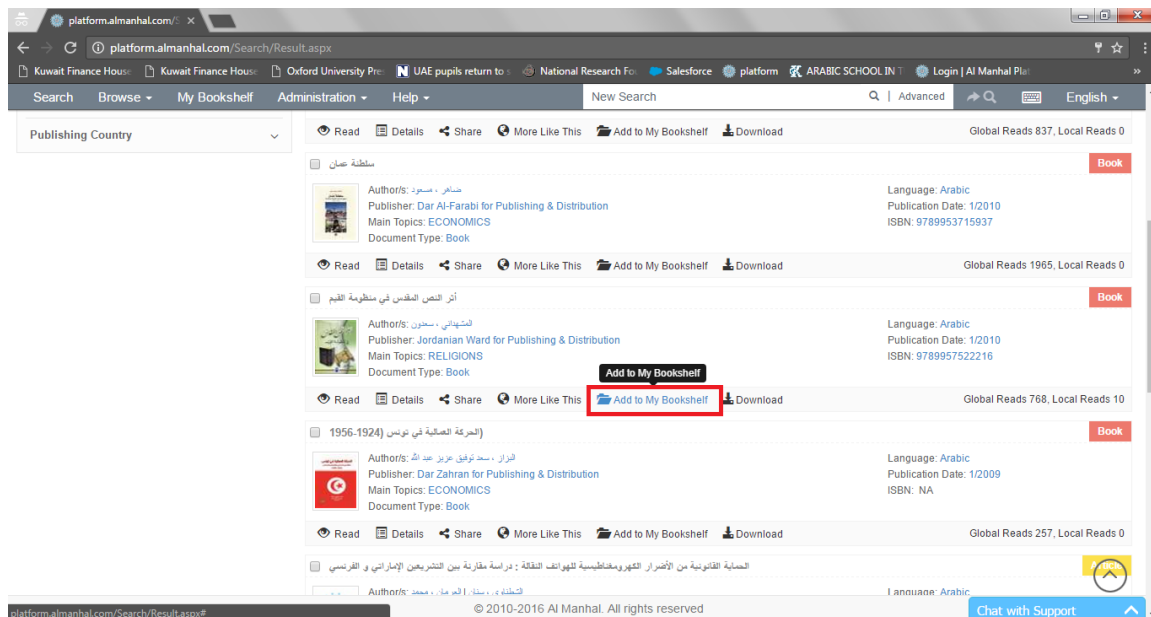
- Fill your account information, and check your email for the activation link.



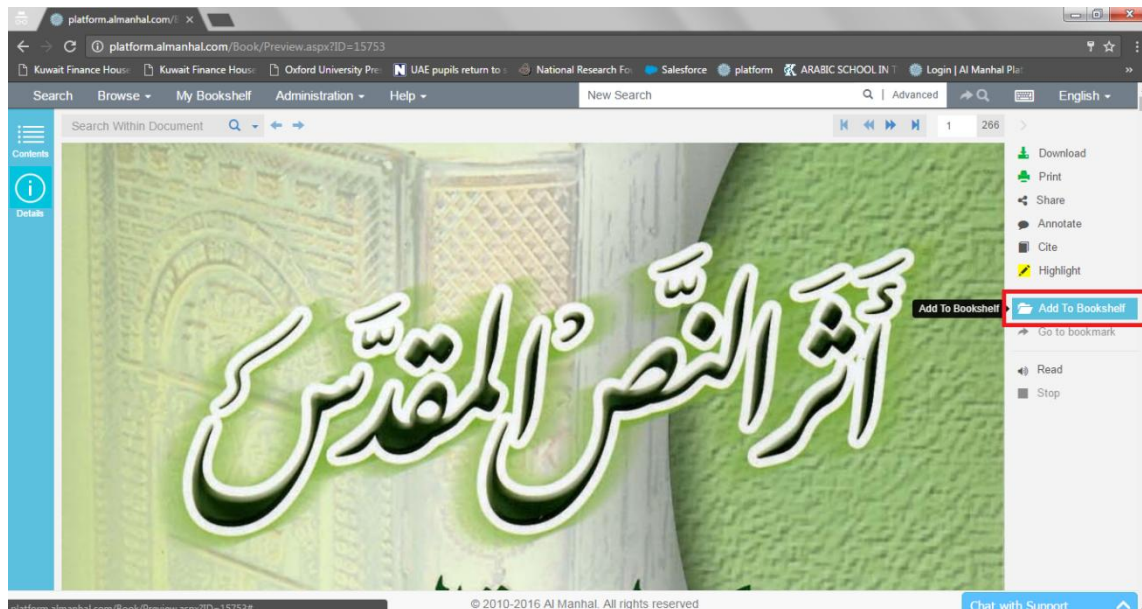
You will receive an activation link to your email address, please check your email and click the link to be able to login again later.

2- Add books to your bookshelf:

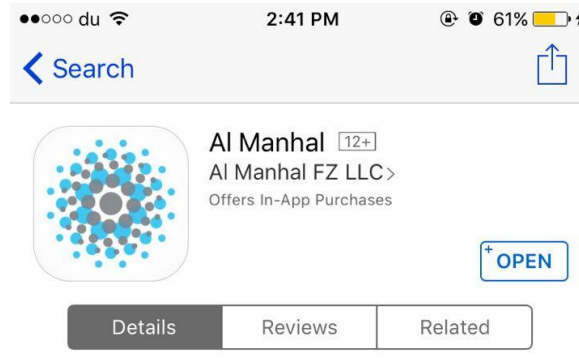
- You can add new books to your bookshelf by doing any one the following two steps:
 - Click on the : Add to My Bookshelf , from the search result page.




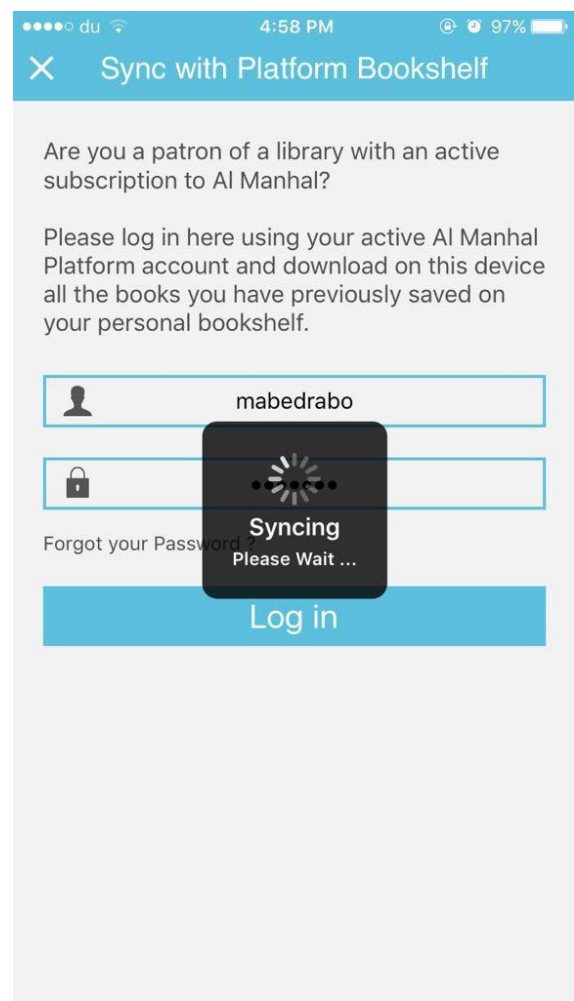
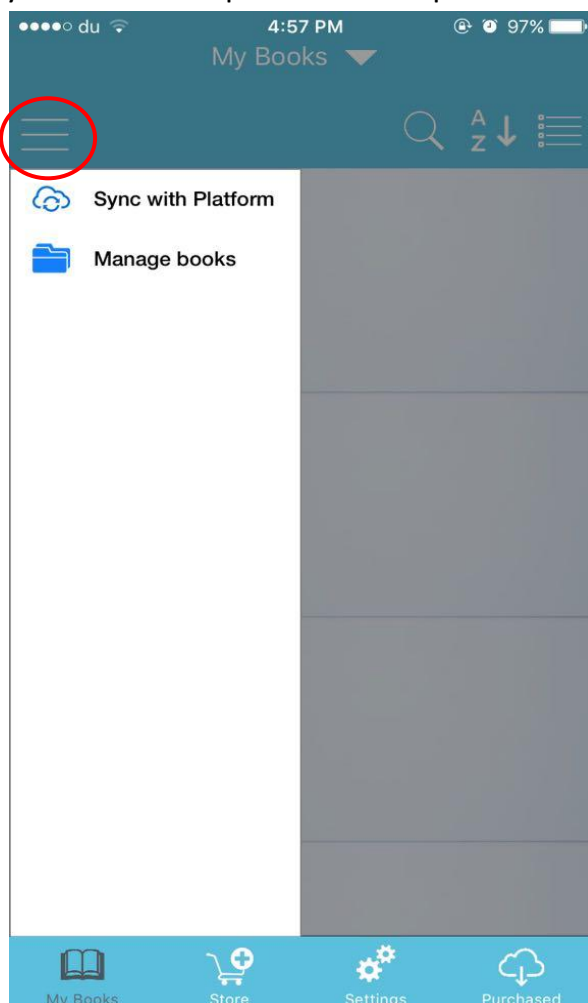
- Or, click on the Add to My Bookshelf , from the build in reader page



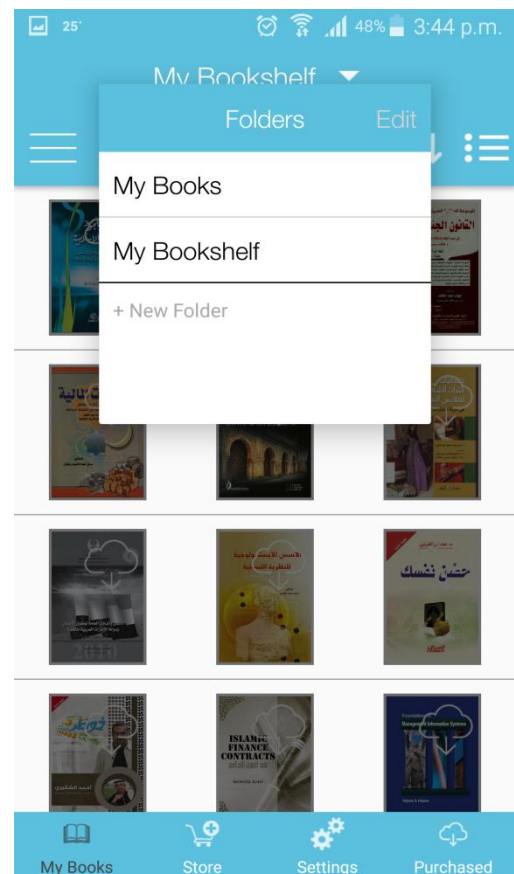
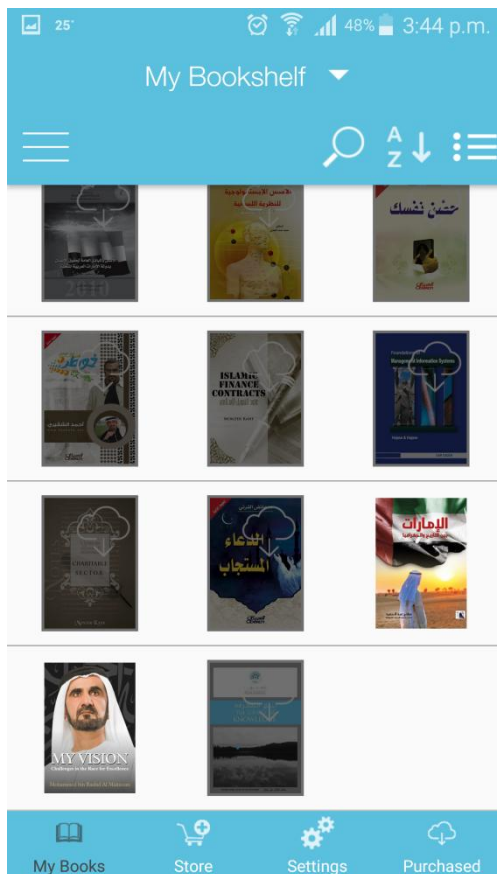
3- Download AlManhal application from the apple store or google play (search for Al Manhal):



4- Go to tab  and select *Sync with platform* >>> then login in the same username / password you use for the platform in step 1.



- 5- You will find your personal bookshelf books hidden >>> Choose the most important title to save space and click on it to be downloaded on your device.
- 6- Open the application any time later, even without internet connection. Select the tab My Bookshelf Folders to find your book saved.



- 7- Enjoy reading offline.